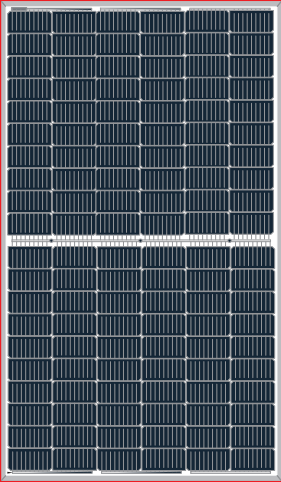


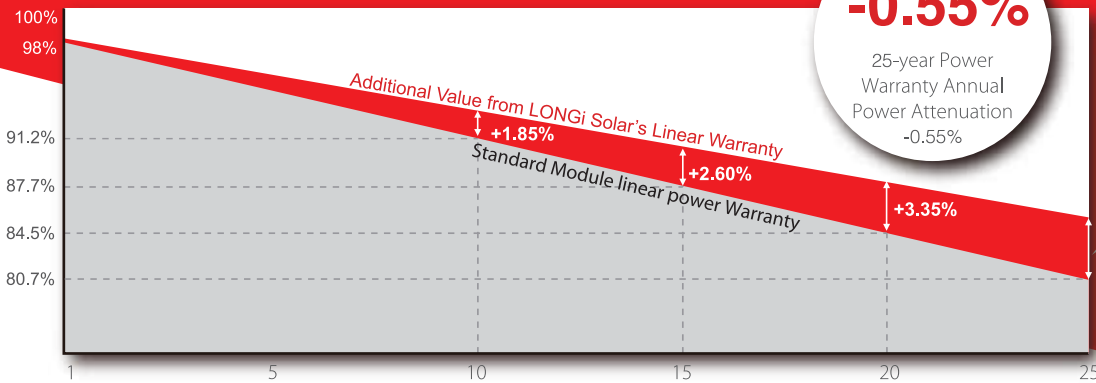
# LR4-60HPH 350~380M



\*Both 6BB & 9BB are available

**High Efficiency  
Low LID Mono PERC with  
Half-cut Technology**

10-year Warranty for Materials and Processing;  
25-year Warranty for Extra Linear Power Output



**-0.55%**

25-year Power  
Warranty Annual  
Power Attenuation  
-0.55%

**+4.10%**

## Complete System and Product Certifications

IEC 61215, IEC61730, UL61730  
ISO 9001:2008: ISO Quality Management System  
ISO 14001: 2004: ISO Environment Management System  
TS62941: Guideline for module design qualification and type approval  
OHSAS 18001: 2007 Occupational Health and Safety



\* Specifications subject to technical changes and tests. LONGi Solar reserves the right of interpretation.

**Positive power tolerance** (0 ~ +5W) guaranteed

**High module conversion efficiency** (up to 20.9%)

**Slower power degradation** enabled by Low LID Mono PERC technology: first year <2%, 0.55% year 2-25

**Solid PID resistance** ensured by solar cell process optimization and careful module BOM selection

**Reduced resistive loss** with lower operating current

**Higher energy yield** with lower operating temperature

**Reduced hot spot risk** with optimized electrical design and lower operating current

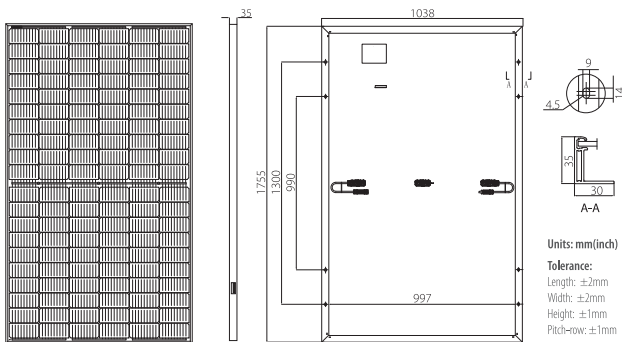
# LONGi

Room 801, Tower 3, Lujiazui Financial Plaza, No.826 Century Avenue, Pudong Shanghai, 200120, China  
Tel: +86-21-80162606 E-mail: module@longi-silicon.com Facebook: www.facebook.com/LONGi Solar

Note: Due to continuous technical innovation, R&D and improvement, technical data above mentioned may be of modification accordingly. LONGi have the sole right to make such modification at anytime without further notice; Demanding party shall request for the latest datasheet for such as contract need, and make it a consisting and binding part of lawful documentation duly signed by both parties.

# LR4-60HPH 350~380M

## Design (mm)



## Mechanical Parameters

Cell Orientation: 120 (6×20)  
 Junction Box: IP68, three diodes  
 Output Cable: 4mm<sup>2</sup>, 300mm in length,  
 length can be customized  
 Glass: Single glass  
 3.2mm coated tempered glass  
 Frame: Anodized aluminum alloy frame  
 Weight: 19.5kg  
 Dimension: 1755×1038×35mm  
 Packaging: 30pcs per pallet  
 180pcs per 20'GP  
 780pcs per 40'HC

## Operating Parameters

Operational Temperature: -40 C ~ +85 C  
 Power Output Tolerance: 0 ~ +5 W  
 Voc and Isc Tolerance: ±3%  
 Maximum System Voltage: DC1500V (IEC/UL)  
 Maximum Series Fuse Rating: 20A  
 Nominal Operating Cell Temperature: 45±2 C  
 Safety Class: Class II  
 Fire Rating: UL type 1 or 2

## Electrical Characteristics

Test uncertainty for Pmax: ±3%

| Model Number                     | LR4-60HPH-350M |       | LR4-60HPH-355M |       | LR4-60HPH-360M |       | LR4-60HPH-365M |       | LR4-60HPH-370M |       | LR4-60HPH-375M |       | LR4-60HPH-380M |       |
|----------------------------------|----------------|-------|----------------|-------|----------------|-------|----------------|-------|----------------|-------|----------------|-------|----------------|-------|
| Testing Condition                | STC            | NOCT  | STC            | NOCT  | STC            | NOCT  | STC            | NOCT  | STC            | NOCT  | STC            | NOCT  | STC            | NOCT  |
| Maximum Power (Pmax/W)           | 350            | 259.3 | 355            | 263.0 | 360            | 266.7 | 365            | 270.4 | 370            | 274.1 | 375            | 277.8 | 380            | 281.5 |
| Open Circuit Voltage (Voc/V)     | 40.1           | 37.4  | 40.3           | 37.6  | 40.5           | 37.8  | 40.7           | 38.0  | 40.9           | 38.2  | 41.1           | 38.4  | 41.3           | 38.5  |
| Short Circuit Current (Isc/A)    | 11.15          | 9.00  | 11.25          | 9.07  | 11.35          | 9.15  | 11.43          | 9.22  | 11.52          | 9.29  | 11.60          | 9.35  | 11.69          | 9.42  |
| Voltage at Maximum Power (Vmp/V) | 33.6           | 31.0  | 33.8           | 31.2  | 34.0           | 31.4  | 34.2           | 31.6  | 34.4           | 31.8  | 34.6           | 32.0  | 34.8           | 32.1  |
| Current at Maximum Power (Imp/A) | 10.42          | 8.35  | 10.51          | 8.43  | 10.59          | 8.49  | 10.68          | 8.56  | 10.76          | 8.63  | 10.84          | 8.69  | 10.92          | 8.76  |
| Module Efficiency(%)             | 19.2           |       | 19.5           |       | 19.8           |       | 20.0           |       | 20.3           |       | 20.6           |       | 20.9           |       |

STC (Standard Testing Conditions): Irradiance 1000W/m<sup>2</sup>, Cell Temperature 25 C, Spectra at AM1.5

NOCT (Nominal Operating Cell Temperature): Irradiance 800W/m<sup>2</sup>, Ambient Temperature 20 C, Spectra at AM1.5, Wind at 1m/s

## Temperature Ratings ( STC )

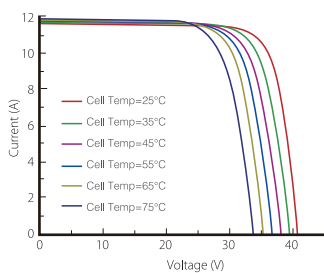
|                                 |           |
|---------------------------------|-----------|
| Temperature Coefficient of Isc  | +0.048%/C |
| Temperature Coefficient of Voc  | -0.270%/C |
| Temperature Coefficient of Pmax | -0.350%/C |

## Mechanical Loading

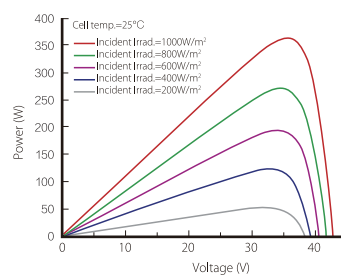
|                                   |                                      |
|-----------------------------------|--------------------------------------|
| Front Side Maximum Static Loading | 5400Pa                               |
| Rear Side Maximum Static Loading  | 2400Pa                               |
| Hailstone Test                    | 25mm Hailstone at the speed of 23m/s |

## I-V Curve

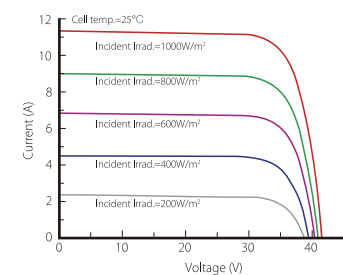
Current-Voltage Curve (LR4-60HPH-365M)



Power-Voltage Curve (LR4-60HPH-365M)



Current-Voltage Curve (LR4-60HPH-365M)



# LONGi

Room 801, Tower 3, Lujiazui Financial Plaza, No.826 Century Avenue, Pudong Shanghai, 200120, China  
 Tel: +86-21-80162606 E-mail: module@longi-silicon.com Facebook: www.facebook.com/LONGi Solar

Note: Due to continuous technical innovation, R&D and improvement, technical data above mentioned may be of modification accordingly. LONGi have the sole right to make such modification at anytime without further notice; Demanding party shall request for the latest datasheet for such as contract need, and make it a consisting and binding part of lawful documentation duly signed by both parties.